

# BOODLES

1798

In order to make sure that the Ring Size Chart is at the correct size, place a bank card on the shape below, pinch and zoom to adjust the shape to your bank card.




Find a ring that comfortably fits the finger you want your new ring for and is similar in the shape and style to the one you want to purchase.

Place your ring over the circles below until the inside of your ring lines up with the circle edge. If your ring falls between two sizes, we recommend ordering the larger size.




14.7 (mm)



15.1 (mm)



15.5 (mm)



15.9 (mm)



16.3 (mm)




16.7 (mm)



17.1 (mm)



17.5 (mm)




17.9 (mm)




18.3 (mm)



18.8 (mm)



19.2 (mm)



19.6 (mm)



20 (mm)



20.4 (mm)